


Decorative Options






Colors.

Fairfield 80 Series Windows are available in white, almond and desert clay to complement your home. A bronze exterior with a white interior also is offered.



Interior grids.

Decorative grids will lend style and dimension to your windows. Classic grids are available in white, almond and desert clay as well as a standard 5/8" bronze/white grid. All grid selections are offered in Colonial, Prairie and Craftsman patterns in a 5/8" standard flat grid, a 3/4" contoured grid and a 1" contoured grid. Designer grids are also available to further customize the appearance of your windows.



The Alside Lifetime Limited Warranty.

Fairfield 80 Series Windows are made by Alside, a recognized leader in product innovation, manufacturing excellence and uncompromising quality control. That's a reputation you can count on, from the day your windows are installed until the day you sell your home. And to make your buying decision easier, Alside backs all Fairfield 80 Series Windows

with its Lifetime Limited Warranty*. . . one of the strongest in the industry.



Ask your Alside Sales Representative for more information about energy tax credits* and visit www.energystar.gov or www.dsireusa.org for details.



Alside

Alside PO Box 2010 Akron, Ohio 44309
1-800-922-6009 www.alside.com



©2016 Alside. Alside and ClimaTech are registered trademarks of AMI. Intercept is a registered trademark of PPG Industries. ENERGY STAR name and logo are registered U.S. marks and are owned by the U.S. government. *It is always suggested to consult your tax planner and review all IRS guidelines. Alside nor its representatives shall act as a tax advisor. Insulated glass (IG) units that require capillary tubes may experience some argon gas depletion. **Multiple configurations also available. See your Alside Sales Representative for details. †It is imperative that your new bay or bow window is sealed and finished properly within the first 30 days after installation. Failure to properly finish and seal all of the wood components may cause the wood to fade, swell, warp, or develop other defects that would not be covered under your normal product warranty. ‡A written copy of the warranty is available by writing to: Warranty Department, PO Box 2010 Akron, Ohio 44309. Colors are reproduced by lithographic process and may vary slightly from colors of actual product. All specifications and designs subject to change without notice. Printed in USA 6-16/7.5M/OP 75-2531-01

Fairfield 80

80 Series Fusion-Welded Vinyl Windows



Beautifully engineered –
for exceptional style, strength and energy savings.

Alside



A smart choice. Fairfield 80 Series Windows.



Designed for year-round energy conservation – and beautiful transformation.

In Fairfield 80 Series Windows, you have discovered a window that will reduce your energy use while enhancing the beauty of your home, inside and out. Masterfully crafted with a premium vinyl construction, fusion-welded technology and high-performance glass, Fairfield 80 Series will exceed your every expectation for quality and value.

Experience you can trust.

When you buy Fairfield 80 Series Windows, you know you're getting more than just a frame, sashes and glass. You're getting the knowledge and technical skill of Alside's Product Development Group – experts with a proven track record of designing, building and testing superior, energy-efficient windows. These specialists know that to build the best windows, you have to start with the best materials and components. Their experience is your assurance of total satisfaction.

Future-forward window systems for advanced energy savings.

Fairfield 80 Series Windows incorporate precision-engineered components for a powerful thermal shield that keeps homes cooler in the summer and warmer in the winter with less energy use. Beginning with the fusion-welded mainframe and sashes, the weathertight construction features multi-chambered extrusions that trap dead air for an effective insulating barrier. Double-pile weatherstripping, interlocking sash meeting rail and ultra-efficient glass further prevent energy loss.



Go Green

Exceptionally energy-smart and weathertight, Alside Windows not only reduce fuel consumption needed to heat and cool homes, they also boast a long service life and achieve optimal material use and minimal waste in production. Virtually all in-plant vinyl scrap is recycled into other useful products, further reducing the environmental impact of waste. Vinyl windows also are eco-friendly because vinyl resin is derived largely from common salt – a sustainable and abundant natural resource!¹



USGBC and related logo is a trademark owned by the U.S. Green Building Council and is used by permission.

¹Source: A Clear View – Vinyl Windows and the Environment. American Architectural Manufacturers Association (AAMA) & The Vinyl Institute (VI).

Leave it to Fairfield 80 Series Windows to deliver energy-saving innovations while lending the perfect touch of elegance to your home.

1. Premium vinyl mainframe and sashes are colored throughout – won't chip, peel, crack or warp and never need to be painted.
2. Multi-chambered mainframe and sash construction create effective insulating air spaces for thermal efficiency.
3. 1" thick insulated glass unit with optimal air space improves year-round performance.
4. PPG Intercept® Warm-Edge Spacer System helps block the transfer of heat and cold for reduced energy use.
5. Interlock at sash locking rail increases strength and reduces air infiltration.
6. Metal reinforcement in the locking rail increases rigidity and strength.
7. Fully extruded dual lift rails provide easy and convenient operation of the sash.
8. Drop-in glazing for added energy efficiency and interior aesthetic appeal.
9. Full capture sill enhances protection from air and water infiltration.
10. Hidden screen track for added beauty.

Plus these additional features:

- Fusion-welded frame and sashes for increased strength and structural integrity.
- 3 3/8" frame depth for multiple applications.
- Side-load sash operates on two concealed, pre-calibrated block and tackle sash balances.
- Double-pile weatherstripping at the locking rail for added thermal protection.
- 1" thick glazing standard – triple glazing is also available.
- Side-load bottom sash makes cleaning convenient from inside the home.
- Water management system with offset drainage to the exterior.



Fairfield 80 Series Windows come standard with a 1 3/8" nail fin. For enhanced appearance and ease of installation, three additional options – 1" set back nail fin, stucco fin and a block frame – also are available.



1 3/8" Nail Fin (standard)



1" Set Back Nail Fin



Stucco Fin



Block Frame

Aside offers a variety of ENERGY STAR® qualified products. Consult your window professional for the optimal glass package required for your home and climate zone.



Windows are about 80% glass, so it's important to choose a glass system that meets the specific challenges of your climate.

Upgrading your windows with a ClimaTech® insulated glass package will further optimize your windows. ClimaTech combines multi-layered, low-emissivity (Low-E) glass, argon gas[†] and the PPG Intercept Warm-Edge Spacer System for improved energy efficiency compared to a standard clear glass unit. Low-E also reduces damaging UV rays that cause carpets and furnishings to fade.



In summer months, Low-E glass filters the sun's rays and reduces heat penetration from solar energy.



In winter months, Low-E glass lets warm solar rays into your home, while preventing indoor heat from escaping.

High-performance spacer systems.

Another key component to a window's energy efficiency is the spacer system.

The Intercept Warm-Edge Spacer features a unique, one-piece metal alloy, U-channel design that reduces heat loss through the window. It's stronger and better at retaining insulating gas than many conventional spacers, and is nearly 25% more effective than a traditional metal spacer at the edge of the glass unit.

The Optional Foam Spacer combines a structural foam spacer with a seal of hot melt butyl to create a "warm" non-conductive edge. This non-metal design eliminates any metal-to-glass contact, thereby increasing the edge of the glass temperature by more than 16° – resulting in 60% more energy efficiency than a traditional box metal spacer.

Save more energy with ClimaTech glass.

ClimaTech insulated glass packages have proven to be far more effective than ordinary clear glass units. The lower the U-Factor, the less energy you'll need to heat your home. The lower the Solar Heat Gain Coefficient (SHGC), the more you'll conserve on air-conditioning.

Fairfield 80 Series Glass Performance Comparison²

	Single-Hung		Sliding	
	U-Factor	SHGC	U-Factor	SHGC
ClimaTech LT	0.35	0.31	0.35	0.31
ClimaTech	0.31	0.31	0.31	0.31
ClimaTech iE	0.31	0.31	0.31	0.31
ClimaTech Elite	0.31	0.22	0.31	0.22
ClimaTech Plus	0.30	0.31	0.30	0.31
ClimaTech Elite Plus	0.29	0.22	0.29	0.22
ClimaTech TG2 ³	0.24	0.26	0.24	0.26
ClimaTech TG2 Plus ³	0.22	0.26	0.22	0.26
Energy HSG ³	0.32	0.53	0.32	0.53

Traditional Competitive Products

	U-Factor	SHGC	U-Factor	SHGC
Single Pane	0.85	0.61	0.85	0.61
Clear Insulated	0.48	0.61	0.48	0.61

²Whole window values / single-strength glass
³Whole window values / double-strength glass

Glass Package Terminology:

ClimaTech LT: Soft coat, multi-layer vacuum deposition Low-E glass and the Intercept Spacer System.

ClimaTech: Soft coat, multi-layer, vacuum deposition Low-E glass with argon gas and Intercept Spacer System.

ClimaTech iE: Soft coat, multi-layer, vacuum deposition Low-E glass with argon gas and Intercept Spacer System. Carbonized foam insulating liners in select frame channels.

ClimaTech Elite: Soft coat, SHGC multi-layer, vacuum deposition Low-E glass with argon gas and Intercept Spacer System.

ClimaTech Plus: Soft coat, multi-layer, vacuum deposition Low-E glass with argon gas and Foam Spacer System.

ClimaTech Elite Plus: Soft coat, SHGC multi-layer, vacuum deposition Low-E glass with argon gas and Foam Spacer System.

ClimaTech TG2: Triple-glazed unit with two surfaces of Low-E glass and two air spaces of argon gas with the Intercept Spacer System.

ClimaTech TG2 Plus: Triple-glazed unit with two surfaces of Low-E glass and two air spaces of argon gas with the Foam Spacer System.

Energy HSG: High Solar Gain Low-E glass with argon gas and Intercept Spacer System.

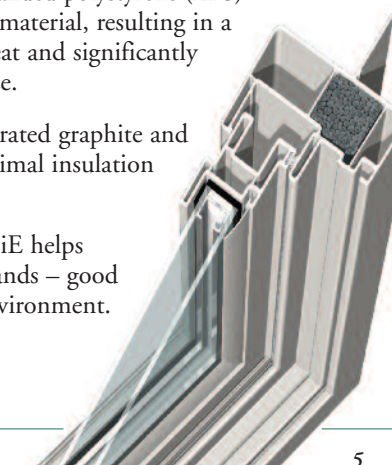
Single Pane: Clear, single-pane unit.
Clear Insulated: Clear double-pane insulated glass unit.

Raising the Standard with iE Technology

Next-generation innovations. ClimaTech iE features carbonized foam liners in select mainframe channels for increased energy efficiency. iE features expanded polystyrene (EPS) with graphite added to the raw material, resulting in a carbonized foam that reflects heat and significantly improves insulation performance.

Highly efficient material. Integrated graphite and foam cell structure provides optimal insulation capacity but uses less material.

Reduced energy consumption. iE helps lower heating and cooling demands – good for your fuel budget and the environment.





Model A780 Picture Window**

	WIDTH	HEIGHT	U.I.
MINIMUM	10	10	
MAXIMUM	119.5	119.5	180

Unit Size is 1/2" smaller than Rough Opening

Fairfield 80 Series Picture Windows will lend a dramatic focal point to your room.



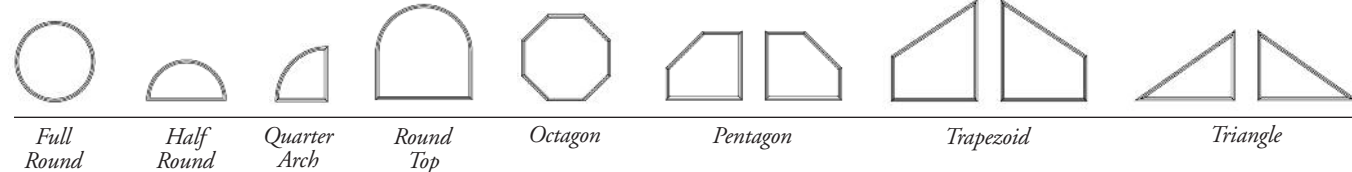
Large, beautiful picture windows expand your view without sacrificing comfort.

Paired with a beautiful outdoor view and an infusion of natural light, large picture windows can transform your home by creating a spacious and airy ambiance. Add specialty shape windows and fixed-lites to expand your window design and create an upscale appearance.

- Fusion-welded mainframe eliminates potential leak points at sill corners for improved energy efficiency and easy water drainage.

- Multi-walled extrusions provide superb welding strength and structural integrity.
- 1 1/8" wide nailing fin is welded in all four corners to ensure weathertight performance.
- 1" thick insulated glass with warm-edge technology helps deliver year-round energy savings.
- Narrow sight-lines for a clear, expanded view.
- Combine specialty shape windows and fixed-lites for dramatic appeal.

Specialty Shapes




Available in 2- and 3-lite styles, Fairfield 80 Series Sliding Windows feature a generous glass area that offers a great outdoor view.

Distinctive for their smooth horizontal gliding action, sliding windows also feature sashes that lift out for easy cleaning.

- Fusion-welded mainframe and sashes eliminate potential leak points at sill corners for improved energy efficiency and easy water drainage.
- Multi-walled extrusions provide superb welding strength and structural integrity.
- Integral pull handle for easy and convenient opening and closing of the window.
- Integral full-length interlock with double-pile weatherstripping increases strength and thermal performance.
- Specially designed brass tandem roller system ensures smooth operation.
- Cam lock and keeper for a tight seal and increased energy efficiency.



Sliding windows combine casual elegance with a strong, weathertight construction.



Optional PAL lock shown unlocked and locked.

Model A282 Sliding Window**

	WIDTH	HEIGHT	U.I.
MINIMUM	20	14.5	
MINIMUM	29.5	10.5	
MAXIMUM	72	72	144

Unit Size is 1/2" smaller than Rough Opening

Model A283 Sliding Window**

	WIDTH	HEIGHT	U.I.
MINIMUM	40	10.5	
MAXIMUM	143.5	71.5	204

Unit Size is 1/2" smaller than Rough Opening





Model A581 Single-Hung Window**

	WIDTH	HEIGHT	U.I.
MINIMUM	15	24	
MINIMUM	10.5	30	
MAXIMUM	47.5	95.5	143

Unit Size is 1/2" smaller than Rough Opening

With simplicity and ease, Fairfield 80 Series Single-Hung Windows will beautify and protect your home.

The traditional character and charm of the single-hung window will enhance any room of your home.



The classic elegance of single-hung windows complements a variety of architectural styles – from contemporary to rustic.

- Fusion-welded mainframe and sashes eliminate potential leak points at sill corners for improved energy efficiency and easy water drainage.
- Multi-walled extrusions provide superb welding strength and structural integrity.
- 1" thick insulated glass with warm-edge technology helps deliver year-round energy savings.
- Side load sash operates on two concealed, pre-calibrated sash balances.
- Integral lift rails ensure easy and convenient raising and lowering of the sash.
- Cam lock and keeper for a tight seal and increased energy efficiency.
- Full weatherstripping on the perimeter provides greater energy savings.

Optional PAL lock shown unlocked and locked.



Fairfield Casement and Awning Windows feature an easy-touch crank handle for a gentle outward opening of the sash.

Combining casements or awnings with fixed-lites will enhance your window design and allow ventilation.

- Fusion-welded mainframe and sashes eliminate potential leak points at sill corners for improved energy efficiency and easy water drainage.
- Multi-walled extrusions provide superb welding strength and structural integrity.
- 1" thick insulated glass with warm-edge technology helps deliver year-round energy savings.
- Heavy-duty, multi-point locking system ensures a tight seal for added comfort.
- Multiple lite configurations are available in a single mainframe.



Model A682 Casement Window**

	WIDTH	HEIGHT	U.I.
MINIMUM	14.5	17.5	
MAXIMUM	35.5	71.5	107

Unit Size is 1/2" smaller than Rough Opening



Model A681 Awning Window**

	WIDTH	HEIGHT	U.I.
MINIMUM	17.5	11.5	
MAXIMUM	47.5	35.5	83

Unit Size is 1/2" smaller than Rough Opening

Optional butterfly handle (below).



Bay, Bow and Garden Windows

Add a distinctive touch of style to your home with Bay, Bow and Garden Windows.

Bay and bow windows can create the appearance of an expanded living area, while garden windows let you enjoy the pleasure of gardening year-round.

Bay and Bow Windows

- Multi-channel design allows for additional insulation between window units.
- Extruded vinyl frame and sashes increase energy efficiency.
- 1 1/4" furniture-grade veneer is standard in the construction of head, seatboard and jambs.
- Head and seatboard is available in oak or birch veneer finishes and are ready for painting or staining.††
- Optional 3/4" unfinished birch veneer in the construction of head and seatboard is also available.

Garden Windows

- Fully welded mainframe for strength and stability.
- Top sloping insulated glass panel is wet glazed for a weathertight seal.
- 3/4" insulated glass unit provides all-weather protection.
- Single-hung vents on both sides for increased ventilation options.
- A custom-designed shelf offers an attractive look with increased support for large plants.
- Nail fin is included for ease of installation.



Whether it is home to colorful flowers or fresh herbs, a garden window makes an eye-catching focal point.

Sliding and Hinged Patio Doors

With their pristine appearance, Sliding and Hinged Patio Doors will create a stylish entry for your home.



A well-built patio door invites the beauty of outdoors inside, while providing an energy-efficient barrier against inclement weather.

Sliding Patio Door

- Fusion-welded construction delivers long-lasting strength and durability.
- Sturdy 4 1/2" frame depth and 1" wide integral nailing fin with 1 3/8" set back for added structural integrity.
- Stucco fin option is also available.
- 1" thick insulated glass with warm-edge technology.
- Adjustable dual tandem roller system on a stainless steel track ensures easy operation.
- Available in white, almond or desert clay; a bronze exterior with a white interior also is offered.
- Keyed handle lock and foot lock options.
- Two, three, and four-panel configurations available.



The clean-line design and large glass area of patio doors will infuse your home with the warmth and beauty of natural light.



Hinged Patio Door

- Fusion-welded construction delivers long-lasting strength and durability.
- Choose from 4 9/16" or 6 9/16" frame depth, both with 1" wide integral nailing fin for added structural integrity.
- 1" thick insulated glass with warm-edge technology.
- Heavy-duty stiffener in all frame and panel members.
- Three-point locking system for a tight seal and added comfort.
- Brass hardware with adjustable white hinges.
- Available in single, double or French-style doors – in white and almond.

